




# EPOCH MATS

2020  
EXCLUSIVE



ANTI-FATIGUE BUBBLE MAT



## LUXURIOUS COMFORT FOR LONG STANDING WORK AREAS

| KITCHEN | PRODUCTION LINE | WORKSTATIONS | PACKING AREA |

PRODUCT CODE	DRS 685
PRODUCT SIZE	24" X 32" (61cm x 81cm)
PRODUCT THICKNESS	3/4" (20mm)
PRODUCT WEIGHT	11lbs (5kg) Tolerance in weight: $\pm 5\%$
MAINTENANCE	VACUUM CLEANING / WATER WASH

## FEEL ENERGIZED & PRODUCTIVE

Closed air pockets and nitrile foam enhances the antifatigue property

A unique combination of bubble surface with cushioned effect can help improve the comfort and productivity of employees who spend long hours on their feet. The closed bubble feature instead of hollow bubble will trap the air flow and thereby gives a cushioned effect to the feet.



DRS 685 A



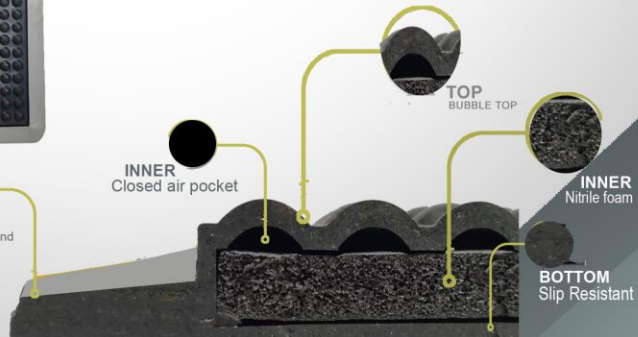
DRS 685 B




DRS 685 C



BEVELED EDGE  
Colored Rubber Compound  
Safety Border



2020  
EXCLUSIVE



# BOLSTER MATS



DPP 753A

60X80<sub>CM</sub> 20<sub>MM</sub>



DPP 753B

45X75<sub>CM</sub> 20<sub>MM</sub>

REST YOUR FEET WITH  
BOLSTER

BEVELED EDGE  
RUBBER COMPOUND

TOP  
LOOP POLYPROPYLENE

INNER  
U FORM






2020  
EXCLUSIVE

COLOUR  
BORDER WITH  
RUBBER  
COMPOUND



## HUE STUD MATS

CODE	DPM202 MA
SIZE	60 X 80cm 10mm



DPM 347A

45X75 cm 7mm (18"X30")

## ONYX STUD HUE MATS




DPM 338C

45X75 cm 8mm

2020  
EXCLUSIVE

# BUBBLE ROLL



CODE	SIZE
DRS 622DYR	0.9X9.3mtr 15mm

- Yellow Border with Rubber Compound enhances durability
- Tough and resilient
- Several air pockets to enhance anti-fatigue property




# COMFORT UTE MAT

2020  
EXCLUSIVE




CODE: DRH125E

SIZE: 150cm x 150cm 10 mm



## FEATURES

- ✓ Multipurpose safety mat
- ✓ Anti-slip textured top
- ✓ Heavy duty rubber construction
- ✓ Ideal for boats, utes, vans, factories etc.




CODE: DRH126H

SIZE: 150cm x 150cm 10 mm



# SQUAROW UTE MAT

# INDUSTRIAL RAMP MATS



**CODE**

DRH110J


**SIZE**

90x150cm 16mm

- Heavy duty, Anti fatigue mats offer exceptional bare foot comfort for long standing work force.

- Tapered -beveled edges prevent trips and falls.

- Suitable for commercial kitchen environment where traction and drainage are critical.



**CODE**

DRH110K

**SIZE**

90x150cm 18mm

- Allows debris and moisture to drain through while providing superb comfort



## EPOCH MATS